

Record and analyze accurate and sensitive animal hemodynamics for basic through to translational research

With the ability to integrate data streams from blood flow, NIBP, isolated heart, arterial pressure, ventricular pressure and volume, laser doppler flow, electrophysiology and more, our systems can evolve as your experiments do – ensuring quality results wherever your research takes you.

Hemodynamics

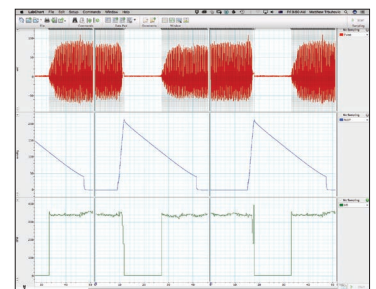
Whether used for basic biological investigation or disease focused research, high-fidelity hemodynamics data coupled with specialized analysis tools leads to powerful results in diverse and multidisciplinary applications.

Flexible Data Acquisition

ADInstruments systems provide an integrated solution to advance life science research. With the combination of LabChart analysis software and a PowerLab data acquisition unit you have the flexibility to collect and synchronize a wide range of signals for analysis. We also offer a range of LabChart compatible solutions able to stream directly in LabChart.

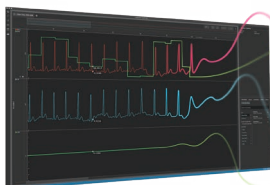
LabChart for Animal Hemodynamics

- PV Loop Module
- Blood Pressure Module
- CODA® Monitor Device Enabler
- Cyclic Measurements
- Peak Analysis
- Channel Calculations Integral



LabChart's PV Loop Module

Software and Hardware Connectivity





ADInstruments is the exclusive global distributor of Millar's gold standard Mikro-Tip™ pressure and pv catheters and associated hardware. By combining these highly sensitive, minimally invasive catheters with PowerLab for data acquisition and LabChart for data analysis, you can be sure of clear and accurate results. To learn more, visit adinstruments.com/partners/millar



Ventricular Pressure Volume (PV)

Changes in ventricular function for normal and diseased conditions can be analyzed using ventricular pressure volume (PV) loops, which are generated by plotting real-time left and right ventricular volume during a complete cardiac cycle.

Typical studies:

- Systolic and diastolic dysfunction
- Pulmonary hypertension
- Cardiac hypertrophy
- Cardiac failure
- Cardiovascular remodelling and vascular occlusions
- Pharmacology / Toxicology studies
- Surgical interventions
- Ischemia / Reperfusion studies
- Cardiac resynchronization therapy
- Phenotyping

MPVS Ultra Foundation Systems

Millar Pressure Volume (MPVS) Ultra Foundation Systems are configured for accurate measurement of left ventricular pressure (LVP) and volume, and work with a range of over 50 Millar catheters, including Mikro-Tip™ and ultra-miniature options. Customize your system with your choice of accessories and transducers from the ADInstruments range.

Each system includes:

- C Series Instrument Interface (the Large Animal System includes a PowerLab C and two additional Instrument Interfaces)
- LabChart Pro (with the PV Loop Module for automated calculation of systolic and diastolic pressures, stroke volume, CO and more)
- MPVS Ultra Pressure-Volume Unit or MPVS Ultra Single Segment Pressure-Volume Unit
- Related Accessories



+ select your choice of Millar Mikro-Tip™ Pressure Volume Catheters

LARGE ANIMALS

RATS

MICE

Invasive Blood Pressure

The ability to measure continuous arterial and vascular pressure signals directly at the source through invasive blood pressure recordings provides a high level of data accuracy and sensitivity to support your cardiovascular research. Ideal for beat-to-beat monitoring of acute cardiovascular measurements, invasive pressure recordings also allow for assessment of time variance and dynamics of change in data over time.

Typical studies:

- Pulmonary hypertension
- Acute or chronic cardiovascular monitoring
- Tumor research
- Hypertrophy, cardiomyopathy, infarction, and other disease models
- Systemic circulation or ventricular studies
- Intracranial studies

Mikro-Tip™ BP Foundation System

The Mikro-Tip™ BP Foundation System provides gold standard measurement of systolic and diastolic blood pressure in small to large animals. Choose from a wide range of Mikro-Tip™ pressure catheters that allow you to place the sensor in an artery or heart to measure blood pressure directly.

Each system includes:

- C Series Front End Interface
- Bridge Amp
- LabChart Pro software
- Applicable interface cables



PowerLab COMPATIBLE



+ select your choice of Millar Mikro-Tip™ Pressure Catheters

LARGE ANIMALS

RATS

MICE

Fluid-filled blood pressure transducers

An alternative option to determine mean arterial and venous blood pressure in small and large animals. Disposable or reusable fluid-filled polyethylene pressure transducers are used with ADInstruments Bridge Amps (single, quad or octal) or the electrically isolated BP Amp that provides BP readings in mmHg.



Non-Invasive Blood Pressure

Non-invasive blood pressure (NIBP) recording allows you to capture intermittent blood pressure data in awake or anaesthetized rats or mice over long sampling periods easily and unobtrusively with a high standard of care.

Typical Studies:

- Drug screening
- Surgical Monitoring
- Hyper / Hypotension
- Nephrology
- Phenotyping
- Sepsis and Toxicology
- Endocrinology
- Obesity

Rodent NIBP CODA® Monitor Sets

ADInstruments Rodent NIBP CODA® Monitor Sets are a streamlined solution using the precision of Kent Scientific's Volume Pressure Recording (VPR) technology to accurately and reliably measure NIBP. Data is streamed directly from the CODA® Monitor into LabChart, automatically detecting systolic, diastolic, mean blood pressure and heart rate.

CODA® Sets Overview

ADInstruments CODA® Monitor (Controller)

CODA® Rodent Cuff Kit (includes Occlusion Cuffs and VPR Cuff Sensors)

2 x Rodent NIBP CODA® RightTemp Sensors


LabChart 8 for Windows (required - sold separately)

CODA® Monitor Device Enabler Software

Infrared Thermometer with LaserSight

Far Infrared Warming Pad

ADInstruments NIBP System



This system uses piezoplethysmography technology to intermittently measure NIBP and pulse rate on the periodic occlusion of blood flow to the tail. Designed to work with a PowerLab data acquisition system and LabChart analysis software, this customizable system is ideal for researchers looking for complete control and visualisation of their data. Rodent restrainer and tail cuff holders are also available.

Non-Invasive Pulse Tonometer



Designed for non-invasive recording of pulse pressure wave contours, this hand-held wand probe is equipped with a Millar Mikro-Tip™ pressure sensor at the tip. The high frequency response ensures accurate reproduction of pulsatile waveforms.

Telemetry Pressure

The ability to measure continuous and chronic arterial, venous and vascular pressure signals directly at the source through telemetry provides a greater level of data accuracy and sensitivity to support your research. Kaha Sciences small animal telemetry solutions from ADInstruments combine wireless power and state of the art solid-state sensor technology from Millar to allow high fidelity, accurate, and repeatable pressure recordings.



Typical Studies:

- Chronic cardiovascular monitoring
- Cardiovascular dysfunction
- Intracranial studies
- Autonomic function
- Arrhythmia
- Arterial and ventricular pressures

Rat Telemetry System Setup

Record pressure data with confidence, from systolic and diastolic through to cardiac output from BP and dP/dt calculations from LVP. Data transmission range up to 5 m with telemetry battery back-up and in vivo recharging. Cohousing feature for two animals in one cage or two implants in one animal (>350 g).

Rat Pressure Telemeter Options*

- Pressure
- Dual Pressure
- Pressure and Biopotential
- Sympathetic Nerve Activity and Pressure



*More rat telemeter options are available

Standard Setup Example



Standard Setup Includes:

- One telemeter and one SmartPad per animal
- One Configurator System per lab
- PowerLab data acquisition system
- LabChart 8 or LabChart Lightning

Invasive Blood Flow

Typical Studies:

- Systolic and diastolic dysfunction
- Pulmonary hypertension
- Cardiac hypertrophy
- Cardiac failure
- Cardiovascular remodelling and vascular occlusions
- Pharmacology / Toxicology studies
- Transgenic manipulation
- Ischemia / Reperfusion studies
- Tissue perfusion studies
- Cardiac resynchronization therapy
- Surgical interventions

Blood Flow Meter


Invasive blood flow meters, designed for mice up to large animals, allow you to perform accurate and precise fluid flow measurements in or around blood vessels - even with atypical animal models, such as fish. With different sensors, these devices can also be used for measuring volume flow in other non-aerated liquids including saline and buffer solutions.



Blood Flow Meter: Single channel laser Doppler flow meter to measure blood cell perfusion in the microvasculature of tissues and organs.

Transonic Flow Systems

By pairing state-of-the-art ultrasound transit-time technology from Transonic with LabChart and PowerLab, you can reliably record volume flow rates, relative flow rate changes, and chronic volume flow with high resolution and low offset.



PowerLab
COMPATIBLE



Main System Components



Transonic Perivascular and Tubing Flowmeters:

Two or three channel consoles. Use with suitable flowprobes or flowsensors (sold separately) to measure blood flow.



Microcirculation Flowprobes 0.5 and 0.7mm:

For acute flow measurements in small vessels. Ideal for mice.



Perivascular Flowprobes 1 and 1.5mm:

For small acute or chronic applications that require a large probe head for robustness.



Perivascular Flowprobes 0.5-20mm:

Standard or custom configurations for small to large animals.



Precision Handle Flowprobes:

Clinical-style handle for intraoperative measurements in preclinical animal trials or vascular surgeries.



Inline Flowsensors 2-2.5mm ID:

Designed for flexibility: sensors splice into lab tubing and accurately measure fluid flow.



Clamp-on Flowsensors 3 - 32mm OD:

These flowsensors "clamp on" to most flexible laboratory and extracorporeal tubing.



Cardiac Output Flowprobes 8-36mm:

PAU or COconfidence flowprobes for acute and chronic measurements of cardiac output in large animals.

Maximize your potential

ADInstruments global training and support systems mean that there is always help at hand to support you with your endeavours and help you learn 'best practices' to move your research forward faster.



ADInstruments equipment is used in the top 100 institutions for Life Science worldwide and is cited in more than 30,000 peer-reviewed papers.

PowerLab and LabChart are trademarks of ADInstruments Pty Ltd. All other trademarks are the property of their respective owners. Products supplied by ADInstruments are intended for use in research and teaching applications and environments only.



Visit adstruments.com or contact your local ADInstruments representative for more information

Australia | Brazil | Europe | India | Japan | China | Middle East | New Zealand | North America | Pakistan | South America | South East Asia | United Kingdom

adstruments.com



ADINSTRUMENTS