



CREATE
SHARE
INSPIRE.

Lt Veterinary Physiology

Giving students a clear understanding of core concepts



Lt is a cloud-based learning platform that engages students in active learning through interactive veterinary physiology lessons with a clinical focus.

Our Veterinary Physiology Collection is an online, active-learning resource designed specifically for veterinary education. Provide your students with **60** ready-made lessons for veterinary physiology, addressing **key body systems** and introducing students to **clinical case studies**.

Professionally-developed lessons

The Lt Veterinary Physiology Collection has been developed by Nicola Smith, an award-winning Senior Lecturer in Veterinary Science at Massey University, New Zealand. The Massey University School of Veterinary Science is highly-ranked globally and widely accredited.

Clinically-oriented lessons in our Veterinary Physiology Collection teach introductory physiology concepts across a wide range of body systems, including nervous, cardiovascular, respiratory, reproductive, endocrine, and more. Consistent terminology across body systems means students can learn effectively even when their tutors change.

Each lesson is rich in diagrams and illustrations created specifically for veterinary physiology. No matter their physiology background, students can engage in active learning through interactive questions, and receive instant feedback to build their understanding. Instantly boost your curriculum by using lessons off-the-shelf, or edit any lesson to suit your needs.



Improved efficiency



Increased student engagement



Improved results in theory and clinical practice



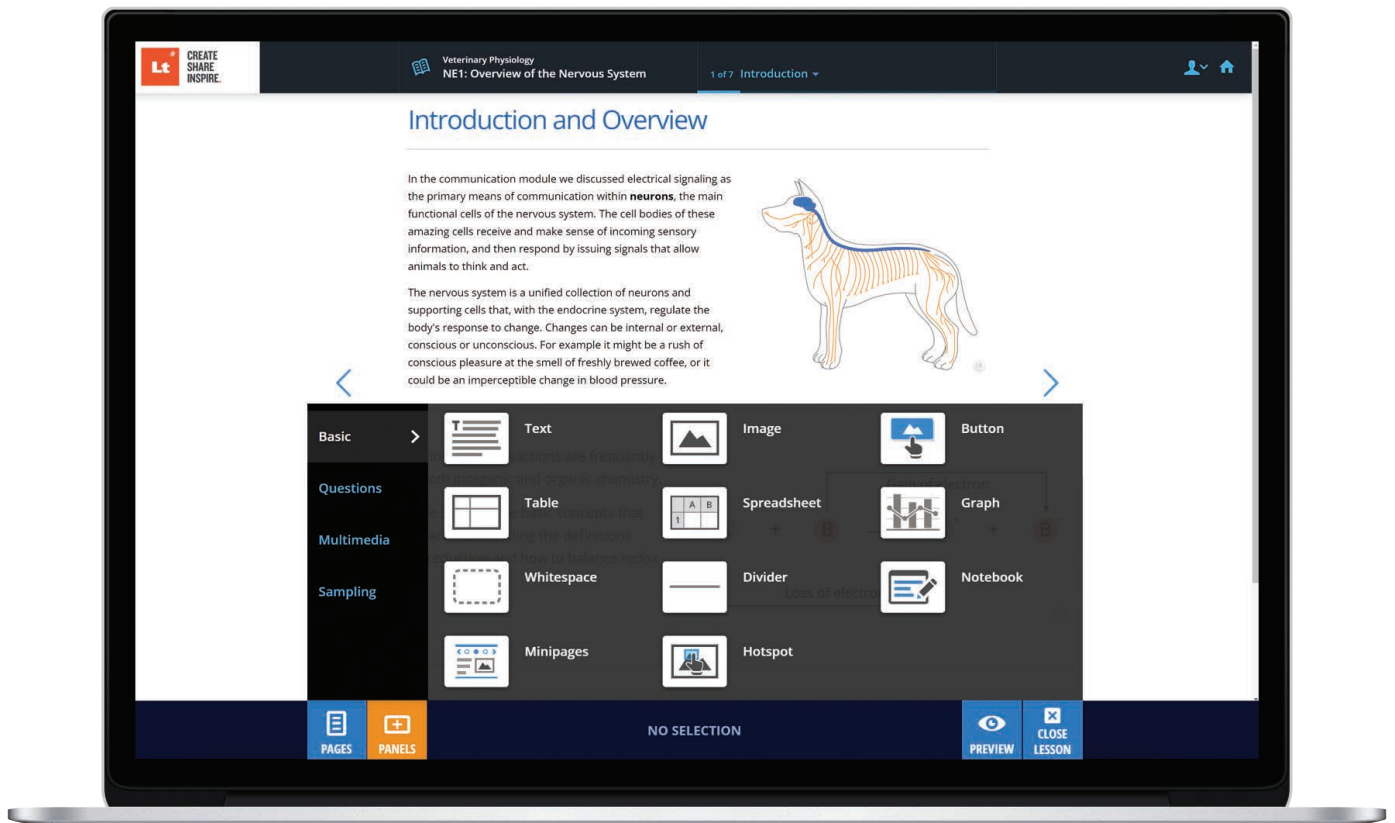
Increased student pass rates*

*Results of using Lt at the Otago Polytechnic School of Nursing, 2017

“Before Lt, there was no tailored resource at the right level of detail with the right content for veterinary physiology.”

Nicola Smith,
Senior Lecturer, School of Veterinary Science, Massey University





How to use the Lt Veterinary Physiology Collection



Select lessons

Select from 60 lessons. Each lesson is designed to be completed within 60 minutes.



Complete lessons anytime, anywhere

The Lt Veterinary Physiology Collection is ideal for blended and distance learning. No extra material or equipment needed.



Students learn as they go

Students actively engage in lessons by answering interactive questions and receive instant feedback on every question.

Building problem-solving skills with clinical case studies

The Lt Veterinary Physiology Collection has been designed specifically for veterinary education, and is a clinically-focused resource. Physiology content is provided within a clinical context, and students are exposed to real-life data: for example, the case of Sally the dog in the Nervous System module includes x-rays to show a skull fracture, while the case of Lucky the cat in the Digestive System module includes histological images of the intestine.

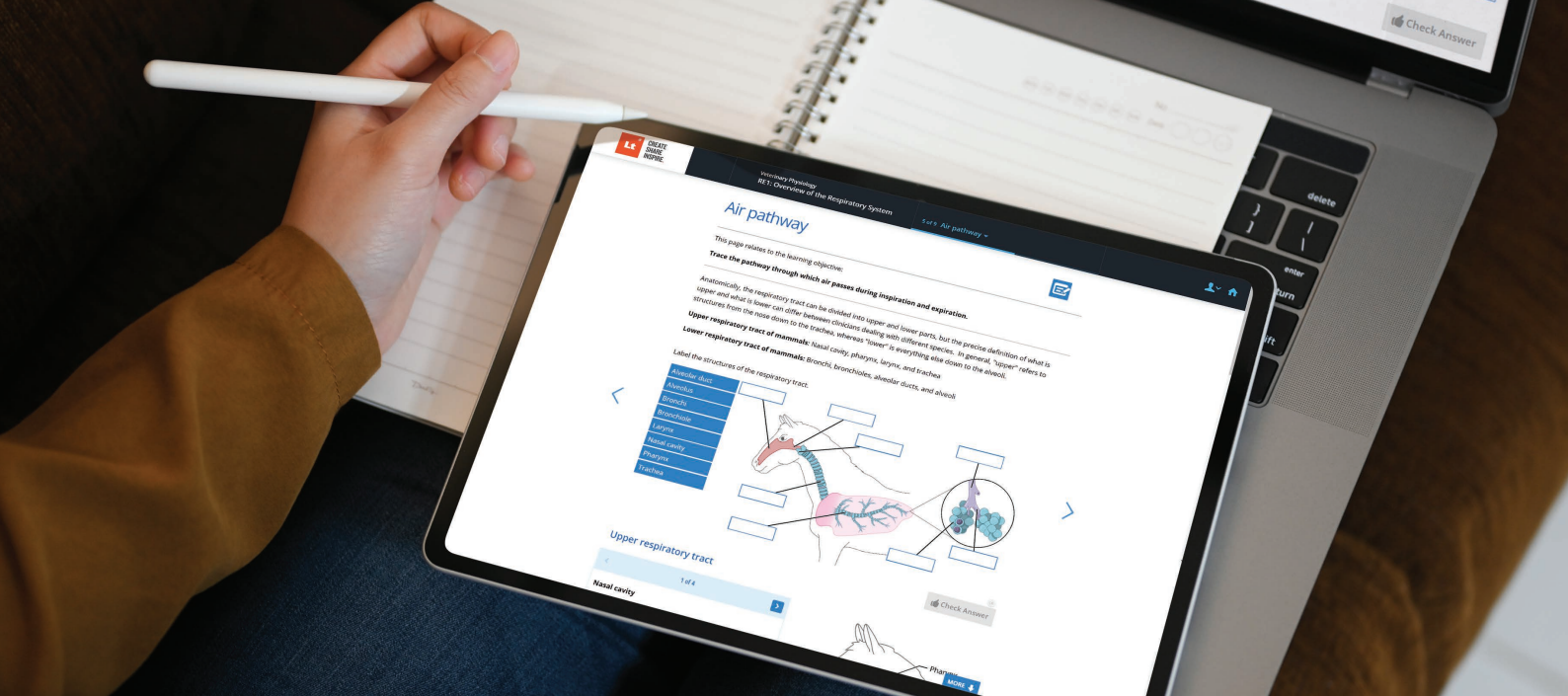
These case studies promote problem-solving skills, and highlight the physiological variation students will encounter when they begin to practice in the clinic.

Reviewed by veterinary educators and clinicians, the Lt Veterinary Physiology Collection is a comprehensive resource that builds fundamental physiological knowledge alongside critical thinking and metacognition, developing strong foundations for future practice.

Flexible Online Learning Resource

The Lt Veterinary Physiology Collection is flexibly designed and can be seamlessly integrated into your face-to-face, blended, or distance-learning course. Students can learn online, anywhere, anytime - and because they're designed to be completed in 60 minutes or fewer, each Veterinary Physiology lesson can be easily slotted into students' busy schedules. As an educator, you can easily implement a flipped classroom model to focus face-to-face time on student questions and misconceptions.


Authoring within Lt is so simple and straightforward that any instructor can easily modify what is provided in the Lt Veterinary Physiology Collection, so that it exactly complements your curriculum.



Veterinary Physiology Collection Overview

The collection is organized into 12 modules, of which the lessons are listed below:

<p>Introductory Concepts</p> <ul style="list-style-type: none"> Core Principles Membrane Transport 	<p>Somatic and Special Senses</p> <ul style="list-style-type: none"> Overview of Sensation Somatic Senses Vision Hearing and Equilibrium Taste and Smell 	<p>Digestive System</p> <ul style="list-style-type: none"> Overview of Digestion Gastrointestinal Tract: Oral Cavity to Stomach Small Intestine, Liver, and Pancreas Large Intestine Regulation of Gastrointestinal Function Fermentative Digestion
<p>Communication</p> <ul style="list-style-type: none"> Chemical Signaling Electrical Signaling 	<p>Cardiovascular System</p> <ul style="list-style-type: none"> Overview of the Cardiovascular System Blood Heart Structure and Function The Heartbeat Cardiac Output Blood Vessel Structure and Function Blood Flow and Blood Pressure 	<p>Metabolism and Endocrine Control</p> <ul style="list-style-type: none"> Liver and Metabolism Regulation of Body Temperature Endocrine Pancreas Hypothalamus and Pituitary Gland Adrenal Glands Thyroid Gland Growth Hormone
<p>Musculoskeletal System</p> <ul style="list-style-type: none"> Overview of Muscles Structure and Function of Skeletal Muscle Muscle Mechanics and Energy Smooth Muscle Bone Physiology 	<p>Lymphatic and Immune Systems</p> <ul style="list-style-type: none"> Introduction to the Immune and Lymphatic Systems Lymphatic System Overview of the Immune Response 	<p>Urinary System and Fluid Balance</p> <ul style="list-style-type: none"> Body Fluid Compartments and Electrolytes Overview of the Urinary System Glomerular Filtration Urine Production Acid-Base Balance
<p>Nervous System</p> <ul style="list-style-type: none"> Overview of the Nervous System Cells and Tissues of the Nervous System Protection of the Nervous System CNS Structure and Function PNS Structure and Function Nerves Pathways of Neural Function 	<p>Respiratory System</p> <ul style="list-style-type: none"> Overview of the Respiratory System Pulmonary Ventilation Gas Exchange and Transport Control of Breathing Respiratory Defense Mechanisms 	<p>Reproductive System</p> <ul style="list-style-type: none"> Overview of Reproduction Male Reproductive System Female Reproductive System Oestrous Cycle Fertilization, Pregnancy, and Development Mammary Glands and Lactation



How can Lt help?

Educators

Authoring and customization

Easily edit, share, and update our content or create your own in real-time, wherever and whenever you need. Drag-and-drop a range of content types including video, audio, images, quizzes, and text directly into your lessons.

Collaborative

Share content and workload with your fellow educators and teaching assistants. Set varying levels of access to allow others to review content, add content, or publish revisions online.

Flexible grading

Automatically grade quizzes while keeping the flexibility to add feedback and positive reinforcement, and manually grade written assessments.



**90-DAY
FREE TRIAL**

Sign up now: adi.to/try_lt

Students

Learn anywhere, anytime

Lt's cloud-based platform means students can learn on almost any device that connects to the internet. Whether they use iOS or Android, tablet, mobile, or laptop, lessons will be resized to suit.

PowerLab and Lt Sensor integration

In the lab, students can record and view their own physiological signals live on screen with PowerLab or Lt Sensors. Sampling panels in Lt can record Pulse, ECG, Respiratory Rate, Blood Pressure, and more.

Learn from real patients

For future health professionals, our patient cases allow students to follow a real patient from initial presentation to diagnosis and management. Expert health-care professionals provide their views throughout the journey and students can practice note-taking and reflection.

Administration

Simple setup

Lt needs only an internet browser to allow course administration, authoring, and publishing. Our data acquisition app, used for sampling, installs in 30 seconds.

Analytics

Our analytics allow you to view class progress in each lesson and section in your course, and provide valuable insights about where and how students are interacting with course material.

Secure and scalable

Totally secure, Lt is hosted on Amazon Web Service's encrypted servers with guaranteed 99% uptime and the ability to maintain speed as more students login to Lt.

Future-proof

Lt is automatically updated with new features by our team of engineers, developers, and education specialists.

Visit adstruments.com or contact your local ADInstruments representative for more information

Australia | Brazil | Europe | India | Japan | China | Middle East | New Zealand | North America | Pakistan | South America | South East Asia | United Kingdom

adstruments.com



ADINSTRUMENTS